

SOP

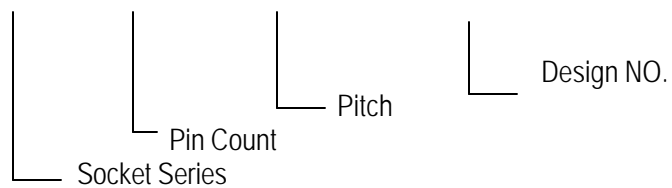
SMALL OUTLINE
PACKAGE

Applicable IC/SOP•SSOP

OPEN TOP TYPE SOCKETS

ORDERING PROCEDURE

OTS - () - () - ()



SPECIFICATIONS

Contact resistance: Initial 30mΩ or 50mΩ (At 10mA)

Maximum voltage: AC700V RMS (for 1 minute)

* Below 0.5mm Pitch
AC500V RMS (for 1 minute)

Insulation resistance: 1,000MΩ or higher (At DC 500V)

Rated current: 1A

Operating temperature range: -60°C ~ +150°C

Terminal strength against pulling: 0.5kg (1 minute)

Insertion: Min. 10,000 times (Mechanical)



MATERIAL

Body: PEI, PES

Contact: BeCu, Au plating (Ni-base)

PINCH CONTACT: Patent No. 1869849 (Japan) Patent No. 4691975 (U.S.A.)

APPLICABLE IC DIMENSIONS & SOCKET DIMENSIONS

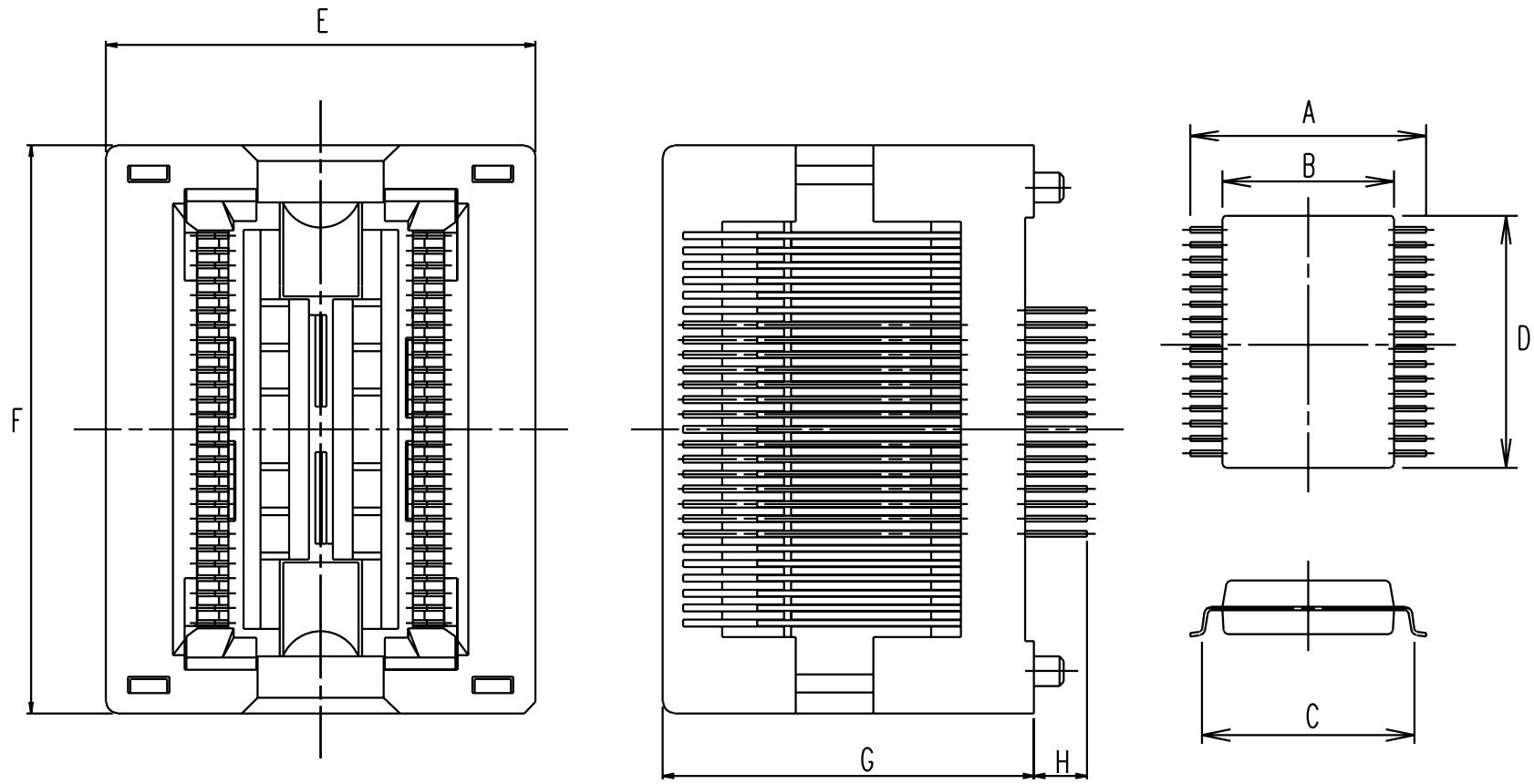
SOP (PINCH CONTACT)

Unit: mm (in)

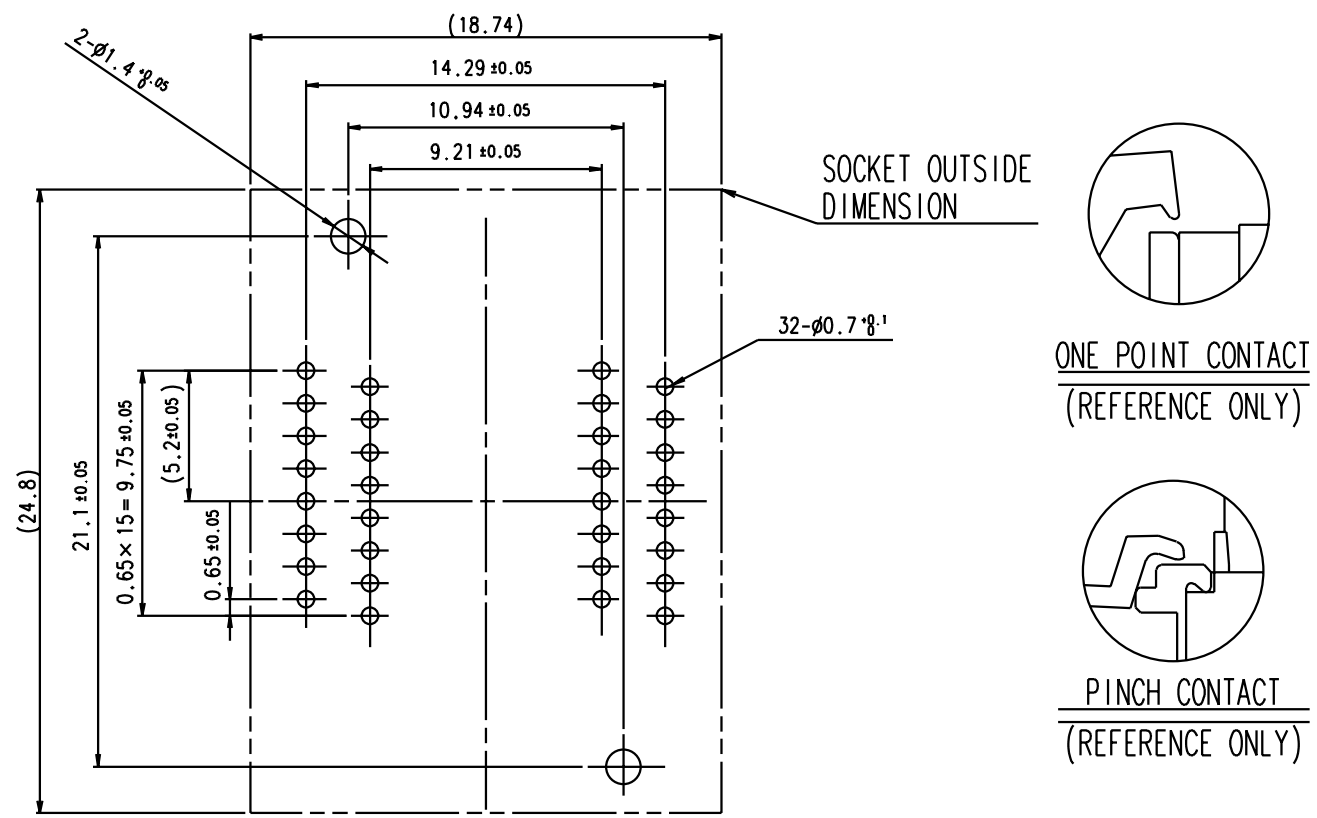
PART NO.	PIN COUNT	PITCH	ACTUATION FORCE	APPLICABLE IC DIMENSIONS (REF.)				OUTSIDE DIMENSIONS (REF.)				REMARKS
				A	B	C	D	E	F	G	H	
OTS-8(16)-1.27-03	8	1.27 (50mil)	max 0.9kg	6.0±0.2 (0.236)	3.9±0.1 (0.153)	5.0±0.2 (0.196)		20 (0.787)	18 (0.708)	17 (0.669)	2.5 (0.098)	150mil (with Adaptor)
OTS-14(16)-1.27-03	14	1.27 (50mil)	max 1.1kg	6.0±0.2 (0.236)	3.9±0.1 (0.153)	5.0±0.2 (0.196)		20 (0.787)	18 (0.708)	17 (0.669)	2.5 (0.098)	150mil (with Adaptor)
OTS-16-1.27-03	16	1.27 (50mil)	max 1.1kg	6.0±0.2 (0.236)	3.9±0.1 (0.153)	5.0±0.2 (0.196)		20 (0.787)	18 (0.708)	17 (0.669)	2.5 (0.098)	150mil
OTS-16-1.27-04	16	1.27 (50mil)	max 1.2kg	10.4±0.2 (0.409)	7.5±0.2 (0.295)	9.2±0.2 (0.362)		24 (0.945)	16.32 (0.642)	17 (0.669)	2.5 (0.098)	300mil
OTS-24-1.27-01	24	1.27 (50mil)	max 1.5kg	12.0±0.1 (0.472)	8.8±0.1 (0.346)	11.4±0.2 (0.448)		27 (1.062)	25 (0.984)	17 (0.669)	2.5 (0.098)	450mil
OTS-16(28)-1.27-04	16	1.27 (50mil)	max 1.2kg	10.4±0.2 (0.409)	7.5±0.2 (0.295)	9.2±0.2 (0.362)		25.4 (1.000)	25 (0.984)	17 (0.669)	2.5 (0.098)	300mil (with Adaptor)
OTS-18(28)-1.27-04	18	1.27 (50mil)	max 1.4kg	10.4±0.2 (0.409)	7.5±0.2 (0.295)	9.2±0.2 (0.362)		25.4 (1.000)	27 (1.062)	17 (0.669)	2.5 (0.098)	300mil (with Adaptor)
OTS-20(28)-1.27-04	20	1.27 (50mil)	max 1.4kg	10.4±0.2 (0.409)	7.5±0.2 (0.295)	9.2±0.2 (0.362)		25.4 (1.000)	27 (1.062)	17 (0.669)	2.5 (0.098)	300mil (with Adaptor)
OTS-24(28)-1.27-04	24	1.27 (50mil)	max 1.6kg	10.4±0.2 (0.409)	7.5±0.2 (0.295)	9.2±0.2 (0.362)		25.4 (1.000)	27 (1.062)	17 (0.669)	2.5 (0.098)	300mil (with Adaptor)
OTS-28-1.27-04	28	1.27 (50mil)	max 1.7kg	10.4±0.2 (0.409)	7.5±0.2 (0.295)	9.2±0.2 (0.362)		25.4 (1.000)	27 (1.062)	17 (0.669)	2.5 (0.098)	300mil (with Adaptor)
OTS-28-1.27-23	28	1.27 (50mil)	max 1.4kg	11.9±0.1 (0.468)	8.7 (0.342)	10.3 (0.406)		27 (1.062)	27 (1.062)	17 (0.669)	2.5 (0.098)	450mil

Unit: mm (in)

PART NO.	PIN COUNT	PITCH	ACTUATION FORCE	APPLICABLE IC DIMENSIONS (REF.)				OUTSIDE DIMENSIONS (REF.)				REMARKS
				A	B	C	D	E	F	G	H	
OTS-32-1.27-16	32	1.27 (50mil)	max 1.7kg	14.12±0.1 (0.556)	11.25 (0.443)	12.6 (0.496)		29 (1.141)	29 (1.141)	17 (0.669)	2.5 (0.098)	525mil
OTS-32-1.27-05	32	1.27 (50mil)	max 1.7kg	12.0±0.1 (0.472)	max9.53 (0.375)	max10.7 (0.421)		27 (1.062)	29 (1.141)	17 (0.669)	2.5 (0.098)	450mil
OTS-40-1.27-01	40	1.27 (50mil)	max 2.2kg	14.1±0.2 (0.556)	11.4±0.2 (0.448)	12.4±0.1 (0.488)		29 (1.141)	34 (1.338)	17 (0.669)	2.5 (0.098)	525mil
OTS-44-1.27-03	44	1.27 (50mil)	max 4.0kg	16.0±0.1 (0.629)	13.3±0.1 (0.523)	14.4 (0.566)		30.8 (1.212)	38 (1.496)	17 (0.669)	2.5 (0.098)	600mil
OTS-16(20)-1.27-01	16	1.27 (50mil)	max 1.0kg	7.9 (0.311)	5.4 (0.212)	6.9 (0.271)	max10.57 (0.415)	23.4 (0.921)	22 (0.866)	17 (0.669)	2.5 (0.098)	
OTS-16(20M)-1.27-01	16	1.27 (50mil)	max 1.0kg	7.9 (0.311)	5.4 (0.212)	6.9 (0.271)	max5.4 (0.212)	23.4 (0.921)	22 (0.866)	17 (0.669)	2.5 (0.098)	
OTS-14(20)-1.27-01	14	1.27 (50mil)	max 1.0kg	7.9 (0.311)	5.4 (0.212)	6.9 (0.271)	max9.3 (0.366)	23.4 (0.921)	22 (0.866)	17 (0.669)	2.5 (0.098)	
OTS-20-1.27-01	20	1.27 (50mil)	max 1.2kg	7.9 (0.311)	5.4 (0.212)	6.9 (0.271)	max13.1 (0.515)	23.4 (0.921)	22 (0.866)	17 (0.669)	2.5 (0.098)	



OTS-56-0.65
(REFERENCE ONLY)



OTS-56-0.65
(REFERENCE ONLY)